

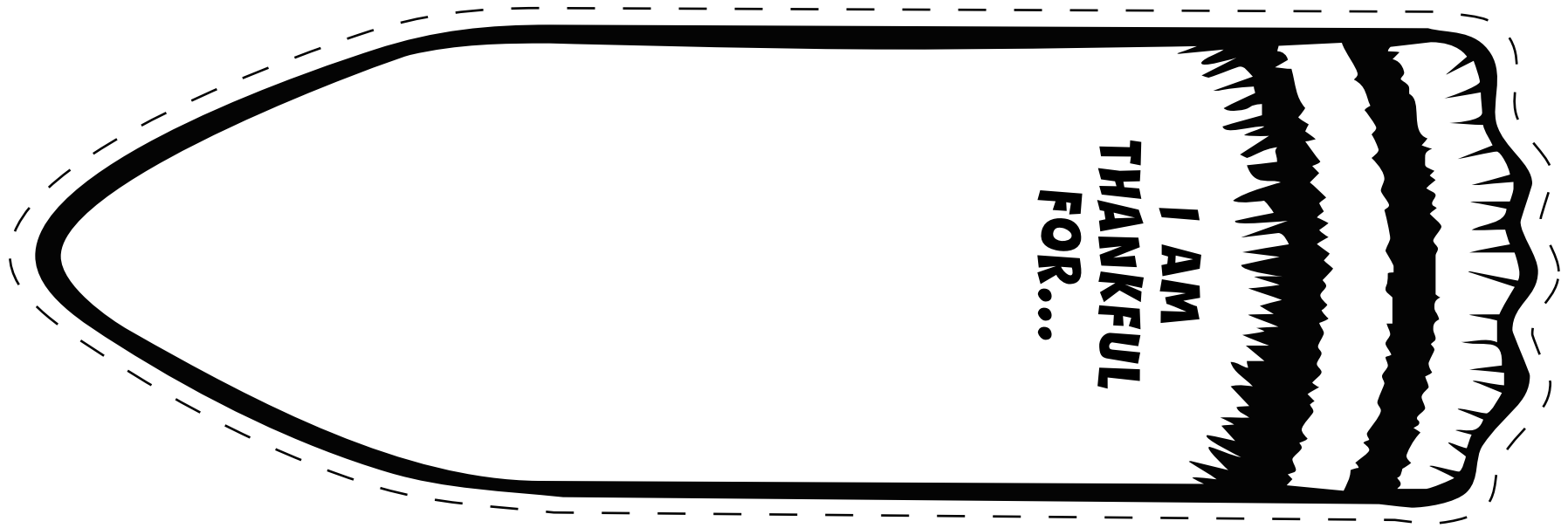


INSTRUCTIONS:

This turkey design has been created for the "Turkey Feathers" kid's coloring event.

- 1) *Cut out turkey.*
- 2) *Laminate and trim.*
- 3) *Affix to wall.*
- 4) *Have kids mount their cut out feathers onto the turkey and watch those tail feathers grow!*





OUR TURKEY LOST ITS FEATHERS AND WE NEED YOUR HELP DRESSING HIM FOR THANKSGIVING.

*On these two feathers write a special note of thanks for the special friends and moments that have made your life better. Cut out the feathers, decorate them, and bring them back to Great Harvest and we'll add them to the turkey on our thanksgiving wall. To show our gratitude to you, we will be glad to give you a **FREE GIANT COOKIE** in exchange for your feathers.*

